



# POTS & PLANTERS

**CONCRETE | METAL**

PO Box 128619 Abu Dhabi UAE | Tel +971 2 650 8039 | Fax +971 2 673 5995

Email [moderngardens@gmail.com](mailto:moderngardens@gmail.com) | [marketing.moderngardens@gmail.com](mailto:marketing.moderngardens@gmail.com) | Website [moderngardensuae.com](http://moderngardensuae.com)





# POTS AND PLANTERS | CONCRETE





**Ref. 115**

DIMENSIONS | 1000 X 330 X 400mm

WEIGHT | 67kg.

**Ref. 114**

DIMENSIONS | 800 X 290 X 330mm

WEIGHT | 45kg.



POTS AND PLANTERS

| CONCRETE





**Ref. 136**

DIMENSIONS | 1000 X 330 X 400mm  
WEIGHT | 64kg.

**Ref. 135**

DIMENSIONS | 800 X 290 X 330mm  
WEIGHT | 33kg.



POTS AND PLANTERS

| CONCRETE





**Ref. 213**

DIMENSIONS | 600 X 270 X 310mm  
WEIGHT | 30kg.

**Ref. 212**

DIMENSIONS | 800 X 270 X 310mm  
WEIGHT | 30kg.

**Ref. 214**

DIMENSIONS | 1000 X 270 X 310mm  
WEIGHT | 75kg.

**Ref. 201**

DIMENSIONS | 330 X 330 X 350mm  
WEIGHT | 25kg.



POTS AND PLANTERS | **CONCRETE**





## Ref. 701

DIMENSIONS | 800 X 400 X 400mm

WEIGHT | 75kg.

## Ref. 702

DIMENSIONS | 1000 X 400 X 400mm

WEIGHT | 105kg.

## Ref. 703

DIMENSIONS | 1200 X 400 X 400mm

WEIGHT | 116kg.

## Ref. 700

DIMENSIONS | 400 X 400 X 400mm

WEIGHT | 54kg.

POTS AND PLANTERS | CONCRETE





**Ref. 325**

DIMENSIONS | 800 X 300 X 300mm  
WEIGHT | 61kg.



**Ref. 224**

DIMENSIONS | 450 X 450 X 440mm  
WEIGHT | 68kg.

**Ref. 324**

DIMENSIONS | 1000 X 350 X 350mm  
WEIGHT | 94kg.



POTS AND PLANTERS | **CONCRETE**





**Ref. 352**

DIMENSIONS |  
450 X 450 X 450mm  
WEIGHT | 72kg.



**Ref. 350**

DIMENSIONS | 800 X 400 X 400mm  
WEIGHT | 79kg.



**Ref. 351**

DIMENSIONS | 1000 X 450 X 450mm  
WEIGHT | 108kg.



POTS AND PLANTERS | **CONCRETE**





**Ref. 323**

**DIMENSIONS | 1400 X 450 X 550mm**

**WEIGHT | 175kg.**



**POTS AND PLANTERS | CONCRETE**





**Ref. 305**

DIMENSIONS | 1000 X 400 X 400mm

WEIGHT | 110kg.



POTS AND PLANTERS | **CONCRETE**





**Ref. 323/21**

**DIMENSIONS | 1400 X 450 X 550mm**

**WEIGHT | 175kg.**



**POTS AND PLANTERS | CONCRETE**







POTS AND PLANTERS | CONCRETE





**Ref. 323/26**

DIMENSIONS | 1400 X 450 X 550mm

WEIGHT | 175kg.



POTS AND PLANTERS | **CONCRETE**





**Ref. 323/21**

**DIMENSIONS | 1400 X 450 X 550mm**

**WEIGHT | 175kg.**



**POTS AND PLANTERS | CONCRETE**







**Ref. 308/2**

DIMENSIONS | Dia. 61 X 600mm  
WEIGHT | 72kg.

**Ref. 307/1**

DIMENSIONS | Dia. 52 X 460mm  
WEIGHT | 47kg.

**Ref. 301/1**

DIMENSIONS | 500 X 500 X 540mm  
WEIGHT | 75kg.

**POTS AND PLANTERS | CONCRETE**







359/26

358/26



358/24

359/24

## Ref. 358 Big Galaxy Flowerpot

DIMENSIONS | 750 x 450 X 460mm

WEIGHT | 97kg.

## Ref. 359 Medium Galaxy Flowerpot

DIMENSIONS | 500 x 370 X 370mm

WEIGHT | 58kg.

POTS AND PLANTERS

| CONCRETE





**Ref. 355/1**

DIMENSIONS | Dia. 560 X 700mm  
WEIGHT | 210kg.




**Ref. 353/1**

DIMENSIONS | Dia. 650 X 650mm  
WEIGHT | 190kg.



**Ref. 620/21**

DIMENSIONS | Dia. 650 X 800mm  
WEIGHT | 210kg.



**POTS AND PLANTERS**

**CONCRETE**





# Ref. 356/1

DIMENSIONS | Dia. 540 X 640mm  
WEIGHT | 77kg.



# Ref. 206/2

DIMENSIONS | Dia. 340 X 470mm  
WEIGHT | 40kg.



# Ref. 210/1

DIMENSIONS | Dia. 500 X 590mm  
WEIGHT | 61kg.



POTS AND PLANTERS | CONCRETE





**Ref. 203/1**

DIMENSIONS | Dia. 420 X 330mm  
WEIGHT | 26kg.

**Ref. 255/2**

DIMENSIONS | Dia. 600 X 400mm  
WEIGHT | 50kg.

**Ref. 203/1**

DIMENSIONS | Dia. 800 X 470mm  
WEIGHT | 80kg.



POTS AND PLANTERS | **CONCRETE**







222/2

220/1

221/2

## Ref. 220

DIMENSIONS | Dia. 520 x 350 mm

WEIGHT | 97kg.

## Ref. 221

DIMENSIONS | Dia. 710 x 500 mm

WEIGHT | 140kg.

## Ref. 222

DIMENSIONS | Dia. 850 x 730 mm

WEIGHT | 230kg.

POTS AND PLANTERS

CONCRETE





# Ref. 1046/1

DIMENSIONS | Dia. 670 X 470mm  
WEIGHT | 45kg.

# Ref. 1045/1

DIMENSIONS | Dia. 500 X 370mm  
WEIGHT | 27kg.

# Ref. 1044/1

DIMENSIONS | Dia. 410 X 280mm  
WEIGHT | 14kg.



POTS AND PLANTERS | CONCRETE





(top) DIMENSIONS | Dia. 750 X 250mm WEIGHT | 42kg.  
(bottom) DIMENSIONS | Dia. 500 X 700mm WEIGHT | 90kg.



(top) DIMENSIONS | Dia. 1050 X 280mm WEIGHT | 75kg.  
(bottom) DIMENSIONS | Dia. 500 X 350mm WEIGHT | 42kg.



POTS AND PLANTERS

CONCRETE

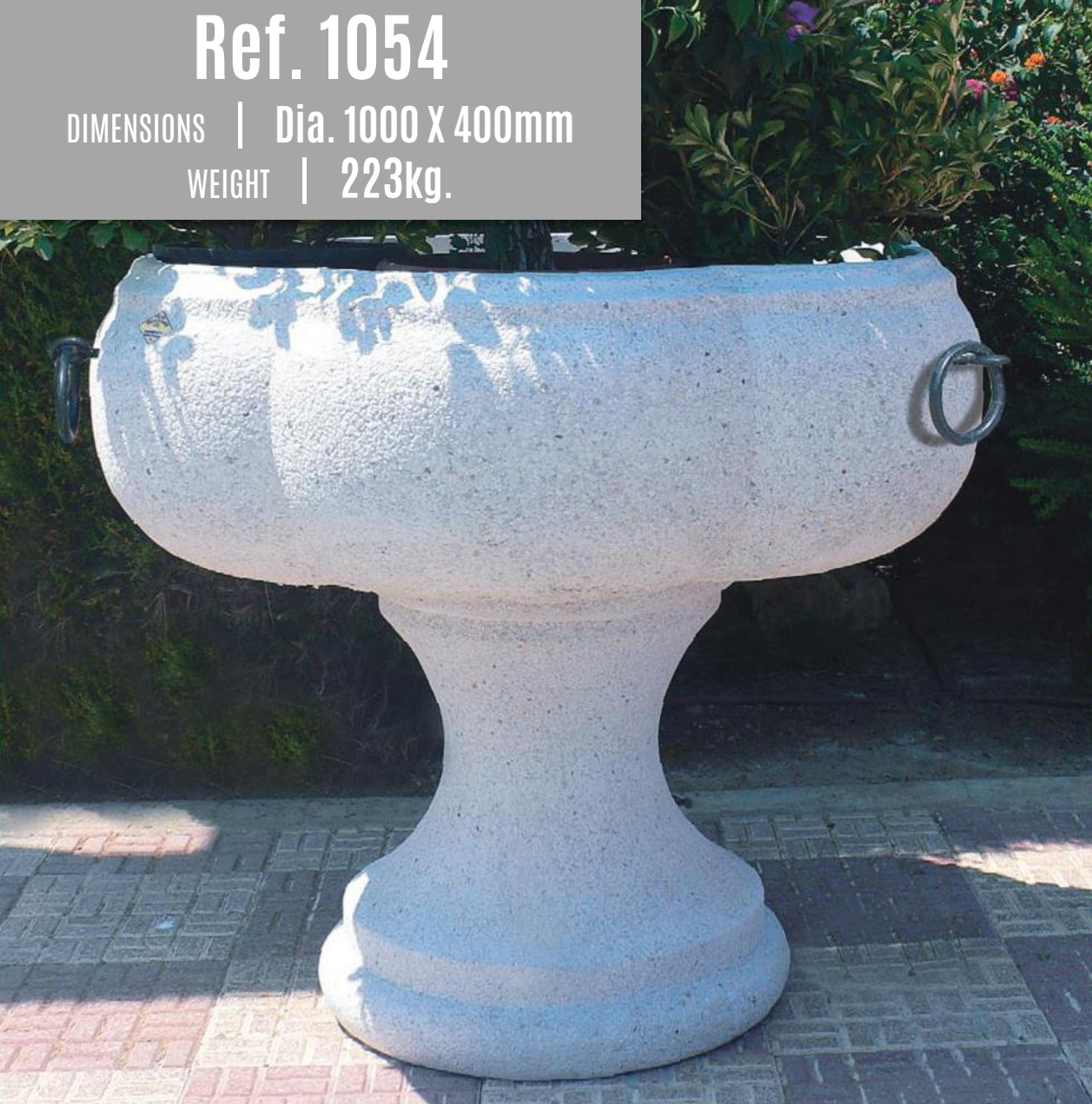
Modern  
Gardens



# Ref. 1054

DIMENSIONS | Dia. 1000 X 400mm

WEIGHT | 223kg.



# Ref. 216/1

DIMENSIONS | Dia. 900 X 230mm

WEIGHT | 67kg.



POTS AND PLANTERS

| CONCRETE







**Ref. 105/1**

DIMENSIONS | 300 X 300 X 360mm

WEIGHT | 20kg.

**Ref. 202/1**

DIMENSIONS | 310 X 310 X 280mm

WEIGHT | 28kg.

**Ref. 209/1**

DIMENSIONS | Dia. 400 x 450mm

WEIGHT | 35kg.

**POTS AND PLANTERS**

**CONCRETE**







**Ref. 223/1**

DIMENSIONS | Dia. 500 X 350mm  
WEIGHT | 47kg.

**Ref. 302/1**

DIMENSIONS | Dia. 650 X 500mm  
WEIGHT | 83kg.

**Ref. 223/2**

DIMENSIONS | Dia. 500 x 450mm  
WEIGHT | 35kg.

**POTS AND PLANTERS | CONCRETE**





**Ref. 215/1**

DIMENSIONS | Dia. 550 X 250mm

WEIGHT | 29kg.

**Ref. 216/1**

DIMENSIONS | Dia. 550 X 270mm

WEIGHT | 39kg.



**POTS AND PLANTERS**

**CONCRETE**

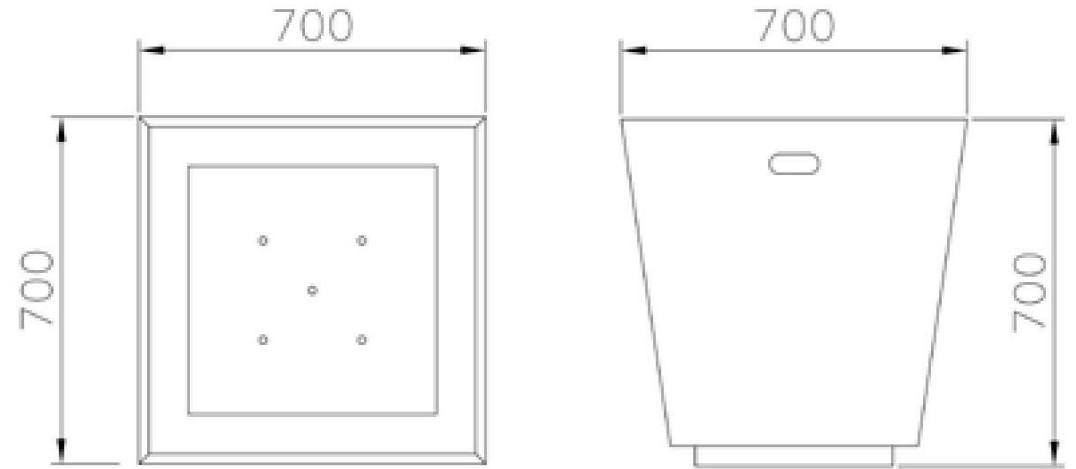
**Modern  
Gardens**





# POTS AND PLANTERS





PLAN

## PIRAMIDE

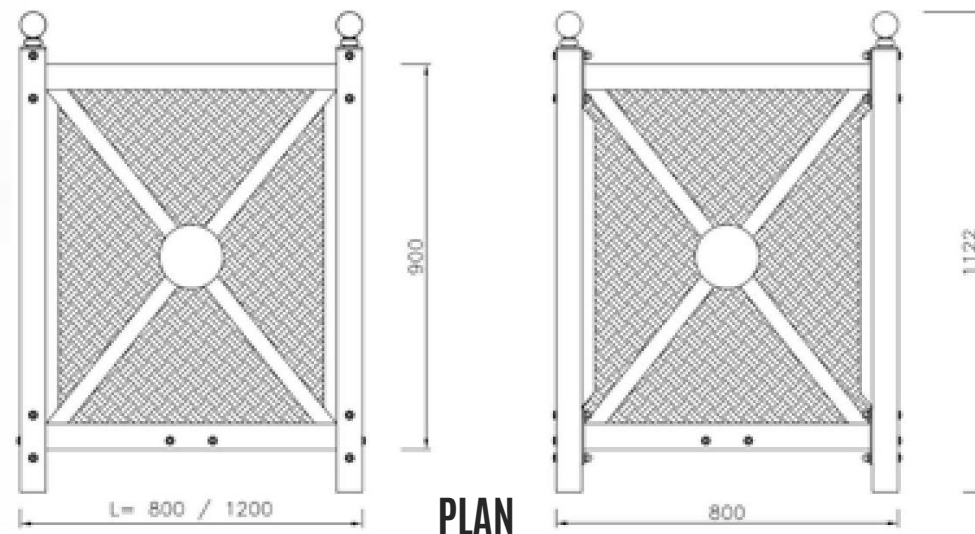
DESCRIPTION | SHEET-METAL BOX LASER CUT. ALL METAL PARTS ARE GALVANIZED AND POWDER COATED IN DIFFERENT R.A.L. COLOUR, SCREWS ARE STAINLESS STEEL.  
AVAILABLE IN DIFFERENT SIZES

DIMENSIONS | Dia. 700 X 700mm

POTS AND PLANTERS | METAL







## ALBA

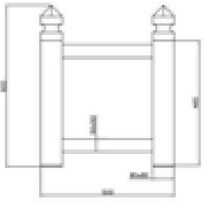
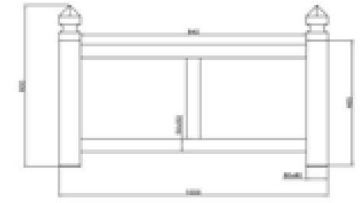
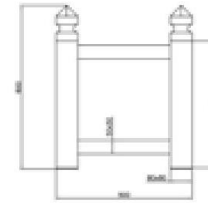
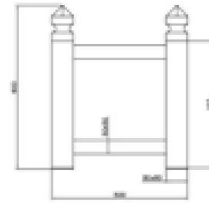
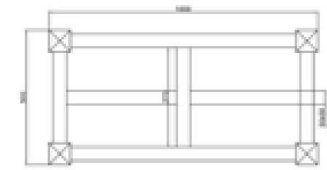
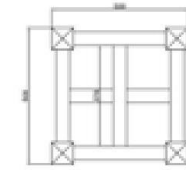
**DESCRIPTION | PLANTER MADE UP OF A TUBULAR STRUCTURE. ALL METAL PARTS ARE GALVANIZED AND POWDER COATED IN DIFFERENT R.A.L. COLOUR, SCREWS ARE STAINLESS STEEL. AVAILABLE IN DIFFERENT SIZES**

**DIMENSIONS | 800/1200 X 800 X 1122mm**

**POTS AND PLANTERS | METAL**







PLAN

## ROAD

DESCRIPTION | SUPPORTS MADE WITH SQUARE TUBULAR.  
ALL METAL PARTS ARE GALVANIZED AND POWDER COATED  
IN DIFFERENT R.A.L. COLOUR, SCREWS ARE STAINLESS  
STEEL. AVAILABLE IN DIFFERENT SIZES.

DIMENSIONS | 500 X 500/1000/1500 X 600mm

POTS AND PLANTERS

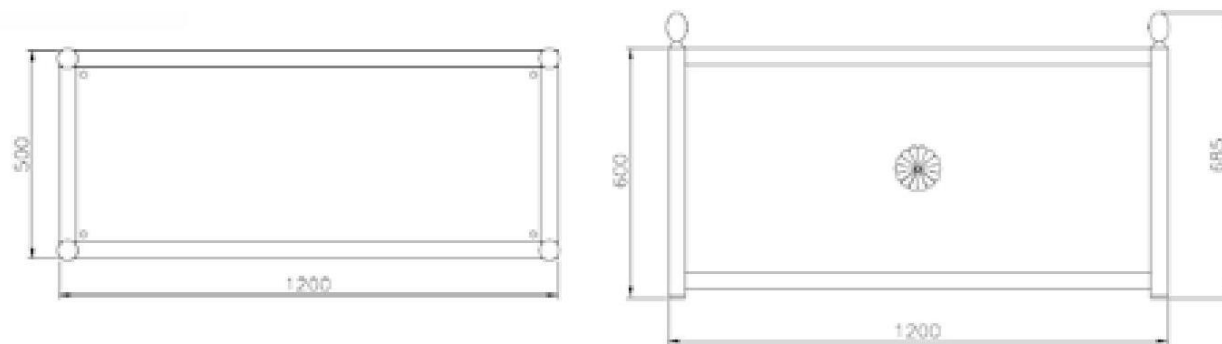
METAL







WITH BACKREST



PLAN

## STENO

DESCRIPTION | PLANTER WITH MADE OF SQUARE TUBULAR, WITH FLORAL DECOR. ALL METAL PARTS ARE GALVANIZED AND POWDER COATED IN DIFFERENT R.A.L. COLOUR, SCREWS ARE STAINLESS STEEL. AVAILABLE IN DIFFERENT SIZES.

DIMENSIONS | 500 X 500/800/1200 X 600mm

POTS AND PLANTERS | METAL







## SPACE

DESCRIPTION | WITH A SUITABLE ALUMINUM BASIN FILLED WITH SAND TO EXTINGUISH CIGARETTES. ALL METAL PARTS ARE GALVANIZED AND POWDER COATED IN DIFFERENT R.A.L. COLOUR, SCREWS ARE STAINLESS STEEL. AVAILABLE IN DIFFERENT SIZES.

DIMENSIONS | Dia. 600/800 x 900mm

POTS AND PLANTERS | METAL







# GRC PLANTERS

POTS AND PLANTERS |







# POTS AND PLANTERS

CONCRETE | METAL

PO Box 128619 Abu Dhabi UAE | Tel +971 2 650 8039 | Fax +971 2 673 5995

Email [moderngardens@gmail.com](mailto:moderngardens@gmail.com) | [marketing.moderngardens@gmail.com](mailto:marketing.moderngardens@gmail.com) | Website [moderngardensuae.com](http://moderngardensuae.com)